

XP Marina/Aboveground Product Piping



APT Metallic Ducted (MD) pipe is the ideal choice for aboveground and marina fuel delivery systems. The MD series piping system contains our UL/ULC971 listed product piping inside a flexible UL360 listed metallic conduit. This superior construction adds fire protection, impact resistance and UV stability to what is already the highest quality piping system. The MD series pipe is shipped with single wall or secondary contained pipe already installed into the metallic jacket, reducing installation time in the field. For marinas, the flexibility of this product easily handles variation in water levels and can be installed alongside or under docks.


Features & Benefits

Feature

- UL360 listed metallic conduit.

Benefit

- Impact resistant.
- UV protection.
- Fire protection.



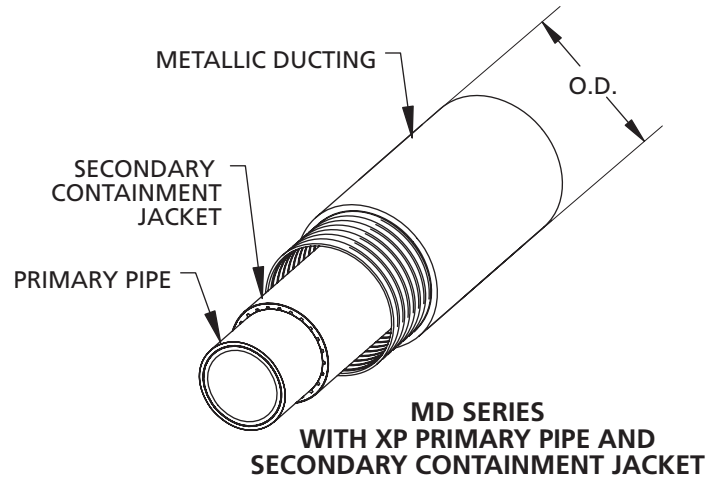
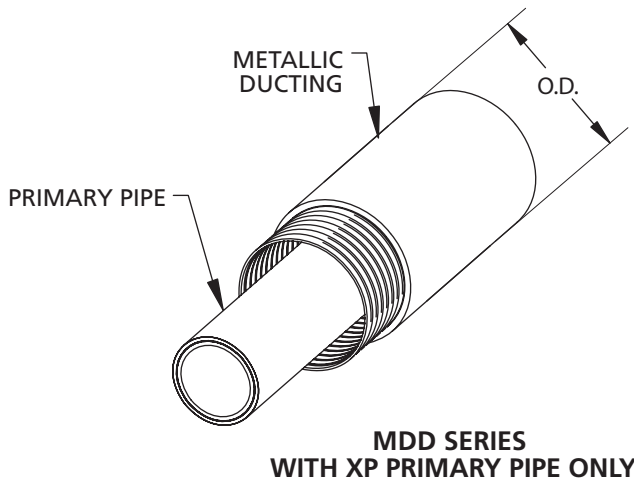
| REEL SIZE | INCHES* | CM* |
|-------------------------|---------------------|-----------------------|
| Small Standard | 84" x 24" x 64.5" | 213.3 x 60.9 x 163.8 |
| Standard (Std.) | 86" x 42.5" x 63.5" | 218.4 x 107.9 x 161.2 |
| Master | 91" x 33" x 74" | 231.1 x 83.8 x 187.9 |
| Super Master (S. Mast.) | 91" x 52" x 74" | 231.1 x 132.1 x 187.9 |

*Reel Dia. x Width x Hub Dia.

| MODEL | DESCRIPTION | FT. | REEL | WEIGHT | |
|----------------|--|-----|----------|--------|-----|
| | | | | LBS. | KG. |
| XP-100-MD-250 | 1.00" Secondary Contained Inside Metallic Duct | 250 | Small | 813 | 369 |
| XP-100-MD-500 | 1.00" Secondary Contained Inside Metallic Duct | 500 | Std. | 1,626 | 738 |
| XP-100-MDD-250 | 1.00" Single Wall Inside Metallic Duct | 250 | Small | 751 | 340 |
| XP-100-MDD-500 | 1.00" Single Wall Inside Metallic Duct | 500 | Std. | 1,501 | 681 |
| XP-150-MD-250 | 1.50" Secondary Contained Inside Metallic Duct | 250 | Small | 940 | 426 |
| XP-150-MD-500 | 1.50" Secondary Contained Inside Metallic Duct | 500 | Std. | 1,879 | 852 |
| XP-150-MDD-250 | 1.50" Single Wall Inside Metallic Duct | 250 | Small | 890 | 404 |
| XP-150-MDD-500 | 1.50" Single Wall Inside Metallic Duct | 500 | Std. | 1,779 | 807 |
| XP-175-MD-250 | 1.75" Secondary Contained Inside Metallic Duct | 250 | Small | 1,011 | 459 |
| XP-175-MD-500 | 1.75" Secondary Contained Inside Metallic Duct | 500 | Std. | 2,022 | 917 |
| XP-175-MDD-250 | 1.75" Single Wall Inside Metallic Duct | 250 | Small | 936 | 425 |
| XP-175-MDD-500 | 1.75" Single Wall Inside Metallic Duct | 500 | Std. | 1,872 | 849 |
| XP-200-MD-200 | 2.00" Secondary Contained Inside Metallic Duct | 200 | Master | 1,069 | 485 |
| XP-200-MD-350 | 2.00" Secondary Contained Inside Metallic Duct | 350 | S. Mast. | 2,083 | 944 |
| XP-200-MDD-200 | 2.00" Single Wall Inside Metallic Duct | 200 | Master | 999 | 453 |
| XP-200-MDD-350 | 2.00" Single Wall Inside Metallic Duct | 350 | S. Mast. | 1,871 | 849 |

COURTESY OF
MASCOTT EQUIPMENT COMPANY
 Portland Seattle Tri-Cities
www.mascottec.com

XP Marina/Aboveground Product Piping



| MODEL | DESCRIPTION | PRIMARY PIPE | DUCTING | DUCTING O.D. |
|------------|--|--------------|---------|--------------|
| XP-100-MD | 1.00" Secondary Contained inside the Metallic Duct | XP-100-SC | MD-200 | 2.36" |
| XP-100-MDD | 1.00" Single Wall inside the Metallic Duct | XP-100-D | MD-150 | 1.88" |
| XP-150-MD | 1.50" Secondary Contained inside the Metallic Duct | XP-150-SC | MD-250 | 2.85" |
| XP-150-MDD | 1.50" Single Wall inside the Metallic Duct | XP-150-D | MD-200 | 2.36" |
| XP-175-MD | 1.75" Secondary Contained inside the Metallic Duct | XP-175-SC | MD-250 | 2.85" |
| XP-175-MDD | 1.75" Single Wall inside the Metallic Duct | XP-175-D | MD-250 | 2.85" |
| XP-200-MD | 2.00" Secondary Contained inside the Metallic Duct | XP-200-SC | MD-300 | 3.50" |
| XP-200-MDD | 2.00" Single Wall inside the Metallic Duct | XP-200-D | MD-300 | 3.50" |